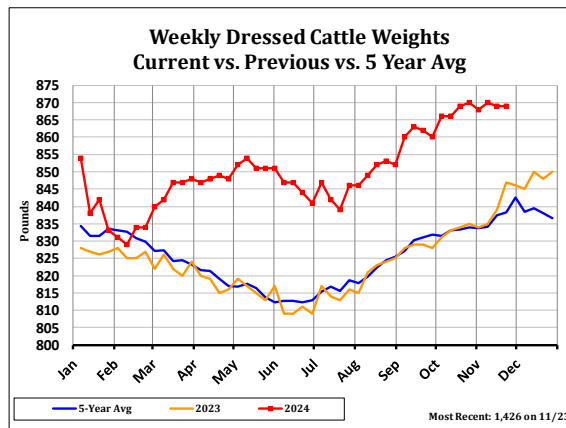
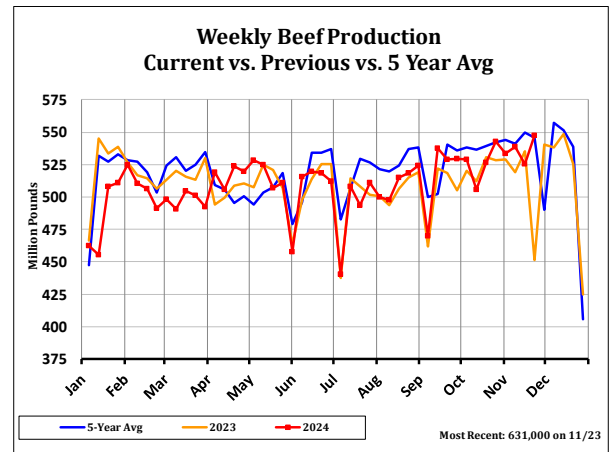
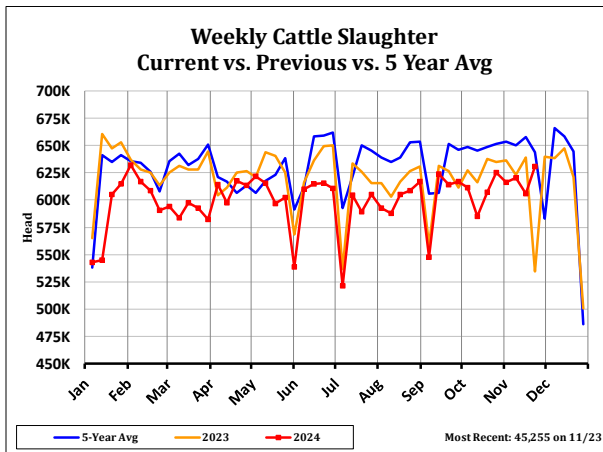


Cattle Slaughter - Recent History

Date	Slaughter				Beef Production			
	Current	Year Ago	Year Ago % Change	5 Year Average	Current	Year Ago	Year Ago % Change	5 Year Average
	<i>Head</i>	<i>Head</i>		<i>Head</i>	<i>Mil Lbs</i>	<i>Mil Lbs</i>		<i>Mil Lbs</i>
10/19/2024	607,284	637,931	-4.8%	648,954	526.9	530.6	-0.7%	539.5
10/26/2024	625,186	634,701	-1.5%	651,345	542.6	528.5	2.7%	542.1
11/2/2024	615,990	636,337	-3.2%	653,938	533.7	529.2	0.9%	544.0
11/9/2024	620,666	622,952	-0.4%	650,267	538.6	519.1	3.8%	541.2
11/16/2024(e)	606,000	639,367	-5.2%	657,660	525.6	535.4	-1.8%	549.5
11/23/2024(e)	631,000	534,488	18.1%	643,975	547.3	451.6	21.2%	546.0

Cattle Slaughter - Recent History

Date	Cattle Dressed Weights			
	Current	Year Ago	Year Ago % Change	5 Year Average
	<i>Lbs</i>	<i>Lbs</i>		<i>Lbs</i>
10/19/2024	869	834	4.2%	833.4
10/26/2024	870	835	4.2%	834.0
11/2/2024	868	834	4.1%	833.8
11/9/2024	870	835	4.2%	834.2
11/16/2024(e)	869	839	3.6%	837.4
11/23/2024(e)	869	847	2.6%	838.2



***This report includes information from sources believed to be reliable and accurate as of the date of this publication, but no independent verification has been made and we do not guarantee its accuracy or completeness. Opinions expressed are subject to change without notice. This report should not be construed as a request to engage in any transaction involving the purchase or sale of a futures contract and/or commodity option thereon. The risk of loss in trading futures contracts or commodity options can be substantial, and investors should carefully consider the inherent risks of such an investment in light of their financial condition. Any reproduction or retransmission of this report without the express written consent of The Hightower Report is strictly prohibited.

